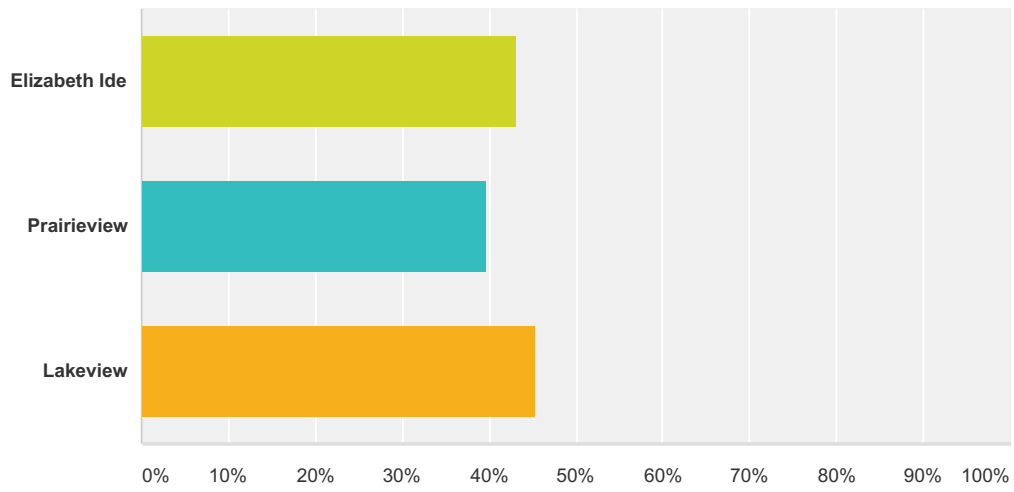


Q1 Please tell us what school(s) you child(ren) currently attends.

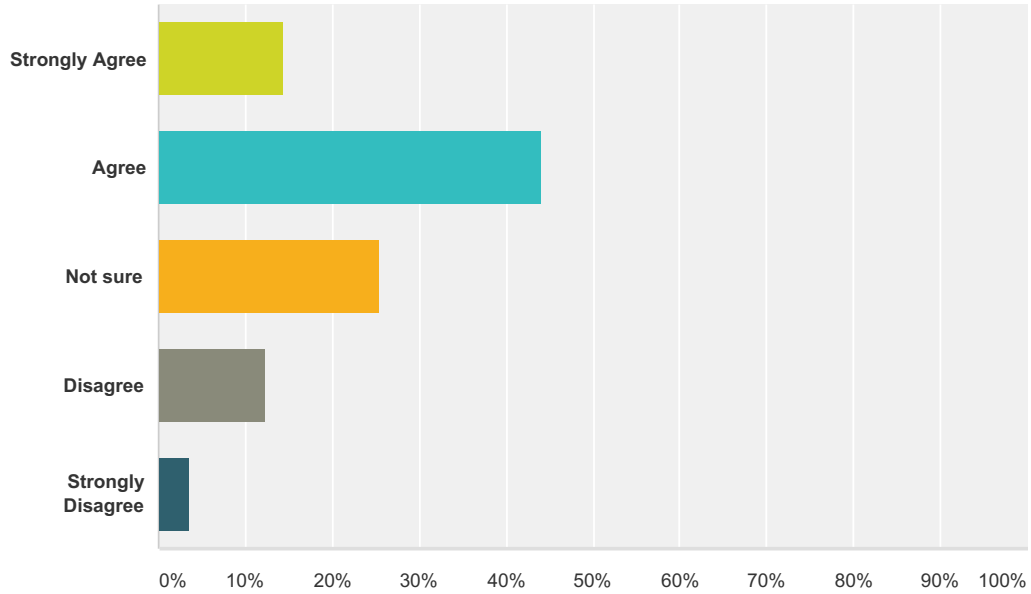
Answered: 146 Skipped: 0



Answer Choices	Responses	
Elizabeth Ide	43.15%	63
Prairieview	39.73%	58
Lakeview	45.21%	66
Total Respondents: 146		

Q2 I have a clear understanding of what my child is to know and be able to do for each unit of instruction (learning targets).

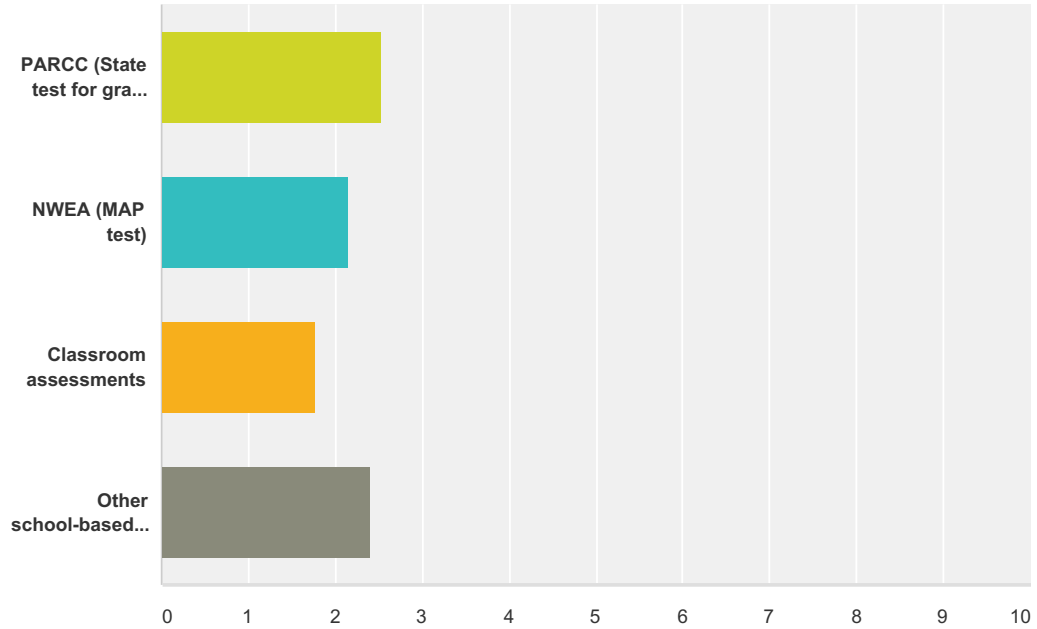
Answered: 145 Skipped: 1



Answer Choices	Responses	
Strongly Agree	14.48%	21
Agree	44.14%	64
Not sure	25.52%	37
Disagree	12.41%	18
Strongly Disagree	3.45%	5
Total		145

Q3 With respect to the assessments given at the District, school, and classroom levels, which assessments are most informative for you as a parent?

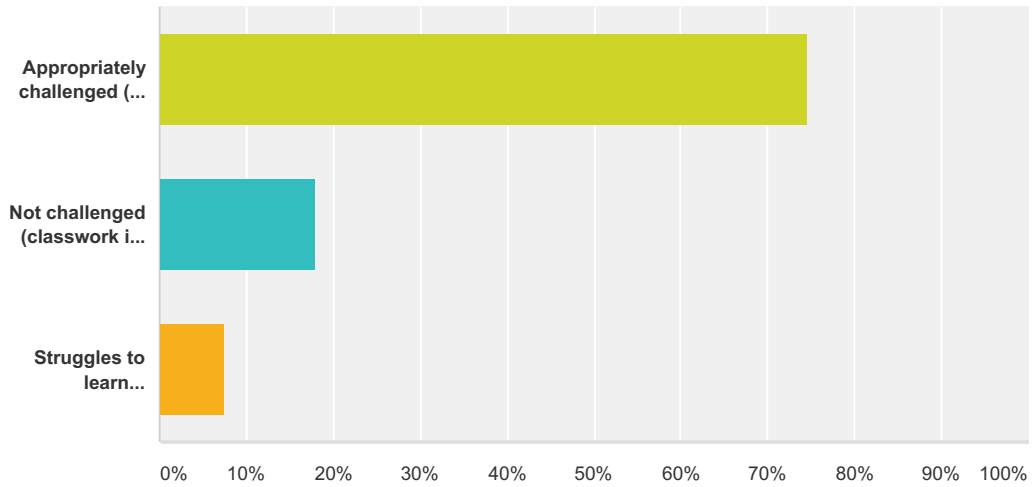
Answered: 145 Skipped: 1



	Highly informative	Informative	Not informative	I'm not aware of this	N/A	Total	Weighted Average
PARCC (State test for grades 3-8)	3.62% 5	31.88% 44	35.51% 49	3.62% 5	25.36% 35	138	2.52
NWEA (MAP test)	14.58% 21	56.94% 82	20.83% 30	4.17% 6	3.47% 5	144	2.15
Classroom assessments	34.72% 50	53.47% 77	8.33% 12	2.08% 3	1.39% 2	144	1.77
Other school-based assessments	11.28% 15	45.11% 60	8.27% 11	18.80% 25	16.54% 22	133	2.41

Q4 How challenged is your child at school?

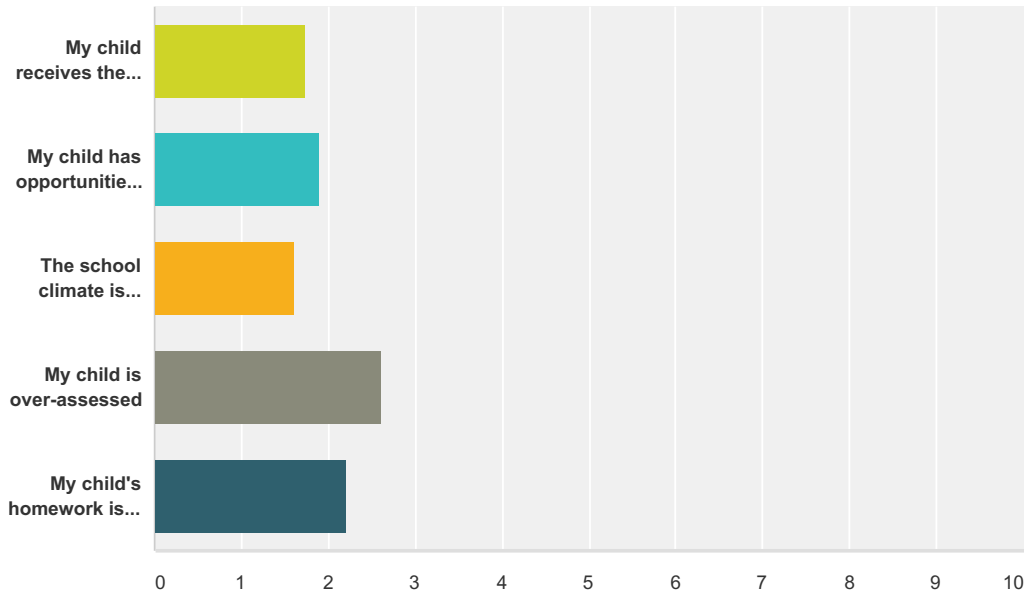
Answered: 145 Skipped: 1



Answer Choices	Responses	
Appropriately challenged (has the appropriate amount of rigor on a regular basis)	74.48%	108
Not challenged (classwork is "too easy" on a regular basis)	17.93%	26
Struggles to learn (classwork is "too difficult" on a regular basis)	7.59%	11
Total		145

Q5 Please indicate your level of satisfaction with the following:

Answered: 145 Skipped: 1



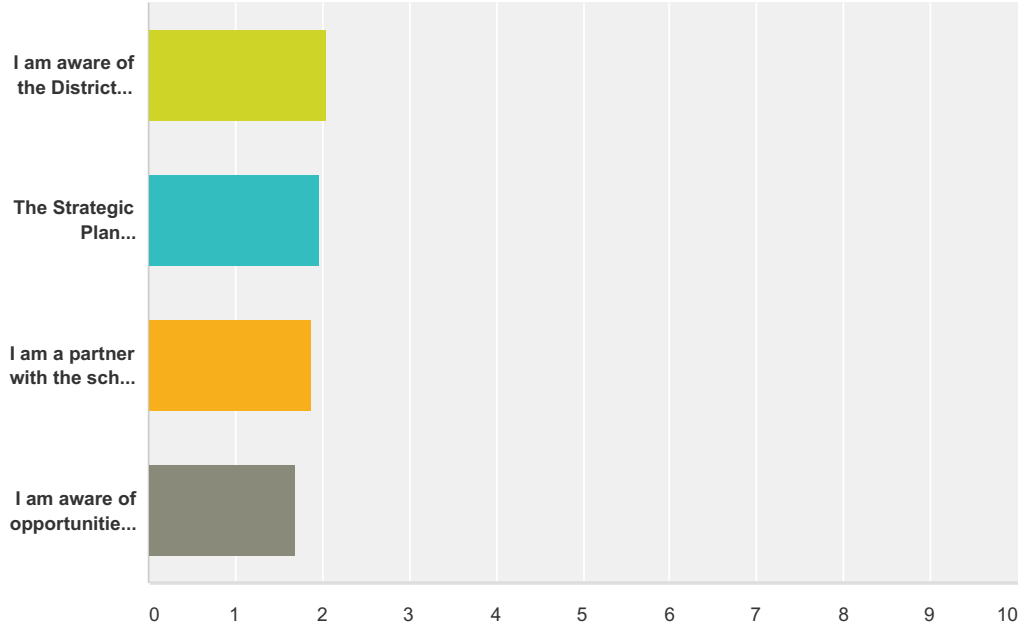
	Strongly Agree	Agree	Disagree	Strongly Disagree	Unsure	Total	Weighted Average
My child receives the appropriate learning supports at school	38.19% 55	51.39% 74	6.25% 9	2.78% 4	1.39% 2	144	1.73
My child has opportunities for enrichment at school	29.86% 43	47.22% 68	9.72% 14	5.56% 8	7.64% 11	144	1.90
The school climate is conducive to learning	43.36% 62	50.35% 72	3.50% 5	0.70% 1	2.10% 3	143	1.61
My child is over-assessed	6.29% 9	23.08% 33	46.15% 66	4.90% 7	19.58% 28	143	2.62
My child's homework is meaningful	9.03% 13	61.81% 89	18.06% 26	5.56% 8	5.56% 8	144	2.21

Q6 What is the most significant way District 66 can improve with respect to our focus on learning?

Answered: 70 Skipped: 76

Q7 Please indicate your level of satisfaction of your participation in the learning process.

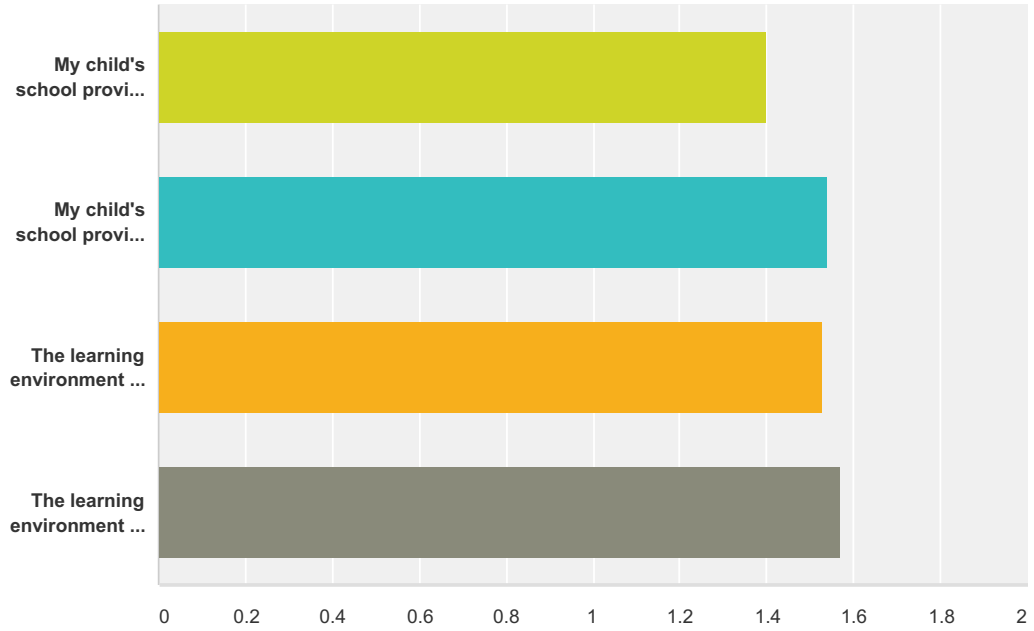
Answered: 138 Skipped: 8



	Strongly Agree	Agree	Disagree	Strongly Disagree	Total	Weighted Average
I am aware of the District Strategic Plan and the five goal areas.	18.25% 25	62.77% 86	16.06% 22	2.92% 4	137	2.04
The Strategic Plan effectively sets a clear direction for the District.	21.05% 28	63.16% 84	13.53% 18	2.26% 3	133	1.97
I am a partner with the school in the learning process.	26.09% 36	60.14% 83	13.04% 18	0.72% 1	138	1.88
I am aware of opportunities to be involved in the learning process (e.g. District Leadership Team, PTO, TEAM 66, Boosters, and other building-level activities)	35.51% 49	59.42% 82	5.07% 7	0.00% 0	138	1.70

Q8 Please indicate your level of satisfaction with respect to creating a safe learning environment.

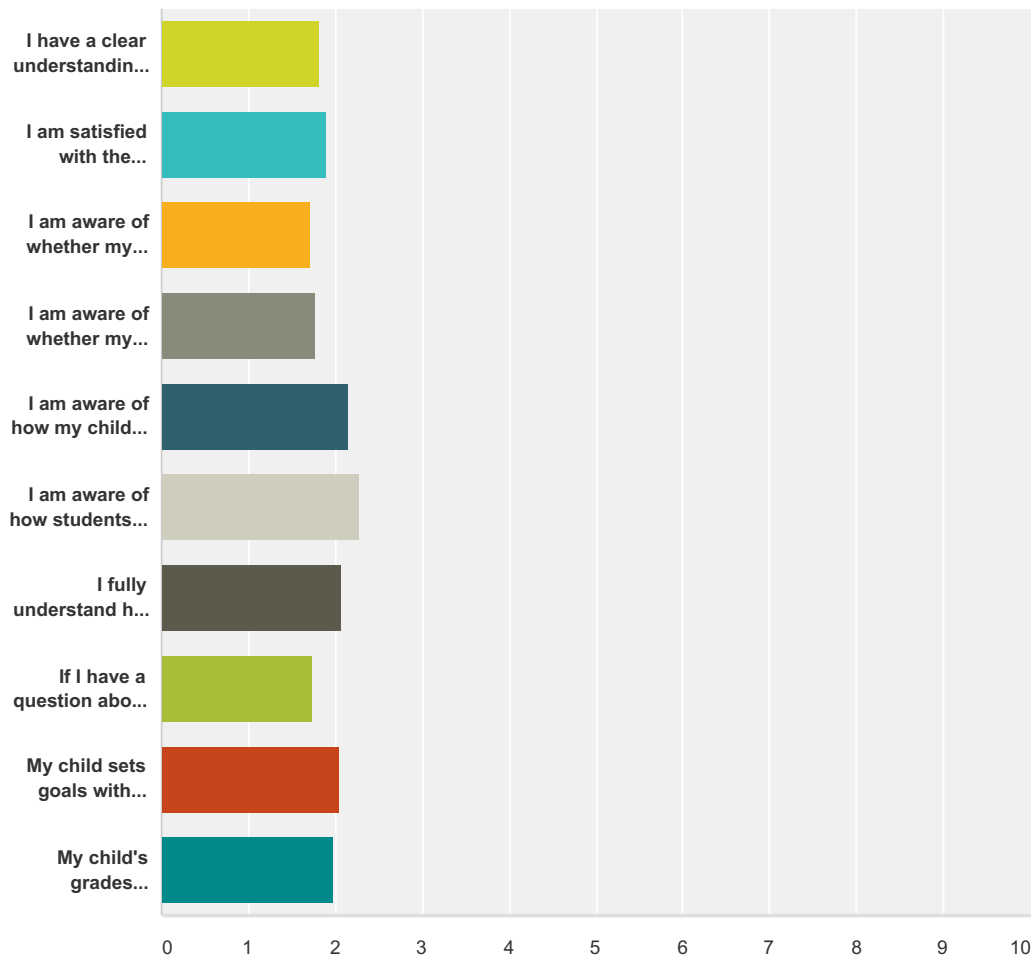
Answered: 138 Skipped: 8



	Always or consistently	Typically, yes	Sometimes yes and sometimes no	Not often enough or inconsistently	Total	Weighted Average
My child's school provides a physically safe learning environment.	64.49% 89	31.16% 43	4.35% 6	0.00% 0	138	1.40
My child's school provides an emotionally safe learning environment.	56.52% 78	34.06% 47	7.97% 11	1.45% 2	138	1.54
The learning environment at my child's school is respectful.	57.66% 79	32.85% 45	8.03% 11	1.46% 2	137	1.53
The learning environment at my child's school is student-centered.	56.20% 77	32.12% 44	10.22% 14	1.46% 2	137	1.57

Q9 Please provide your feedback on your child's performance.

Answered: 136 Skipped: 10



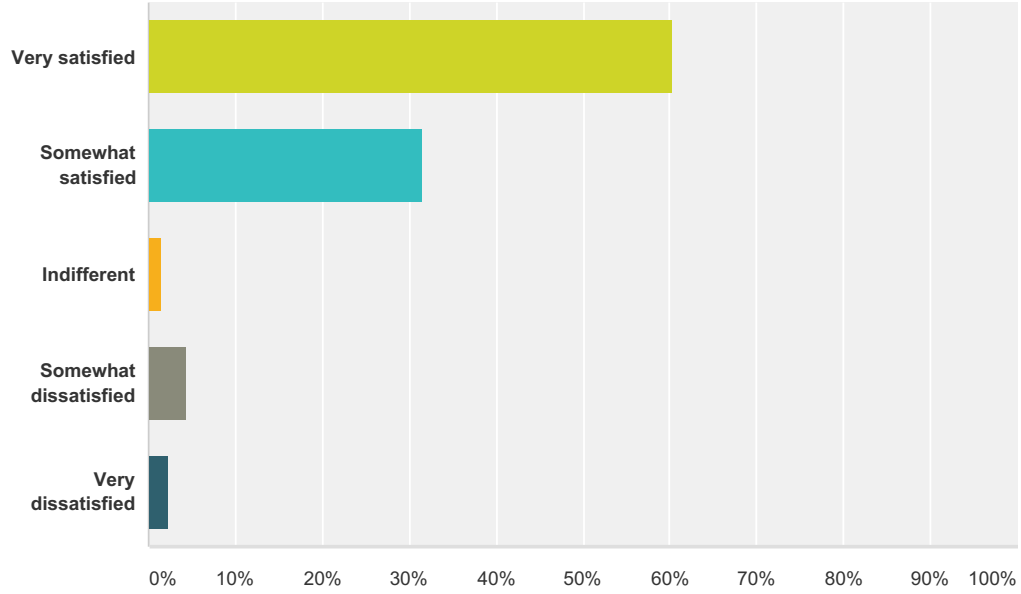
	Strongly Agree	Agree	Disagree	Strongly Disagree	N/A	Total	Weighted Average
I have a clear understanding about how my child is progressing.	28.68% 39	62.50% 85	7.35% 10	1.47% 2	0.00% 0	136	1.82
I am satisfied with the information I receive about my child's progress.	25.74% 35	58.82% 80	13.97% 19	1.47% 2	0.00% 0	136	1.91
I am aware of whether my child is performing at, above, or below grade level.	38.24% 52	54.41% 74	5.88% 8	1.47% 2	0.00% 0	136	1.71
I am aware of whether my child is making adequate growth each year.	31.62% 43	58.82% 80	5.88% 8	2.21% 3	1.47% 2	136	1.78
I am aware of how my child is achieving in comparison to other students in the school.	17.65% 24	53.68% 73	22.06% 30	4.41% 6	2.21% 3	136	2.14
I am aware of how students in the school are doing in comparison to other schools/districts.	9.63% 13	57.78% 78	22.22% 30	6.67% 9	3.70% 5	135	2.27
I fully understand how to interpret the assessment data and information that is provided for my child's performance.	19.85% 27	56.62% 77	18.38% 25	4.41% 6	0.74% 1	136	2.07

Center Cass School District 66 Parent Survey 2016-17

If I have a question about my child's performance, the District or school addresses it in a timely manner.	33.82% 46	49.26% 67	6.62% 9	1.47% 2	8.82% 12	136	1.73
My child sets goals with measurable targets.	14.93% 20	57.46% 77	14.93% 20	2.24% 3	10.45% 14	134	2.05
My child's grades accurately represent what my child knows and has learned.	19.85% 27	63.24% 86	9.56% 13	4.41% 6	2.94% 4	136	1.98

Q10 How satisfied are you with the level of communication you receive from the District?

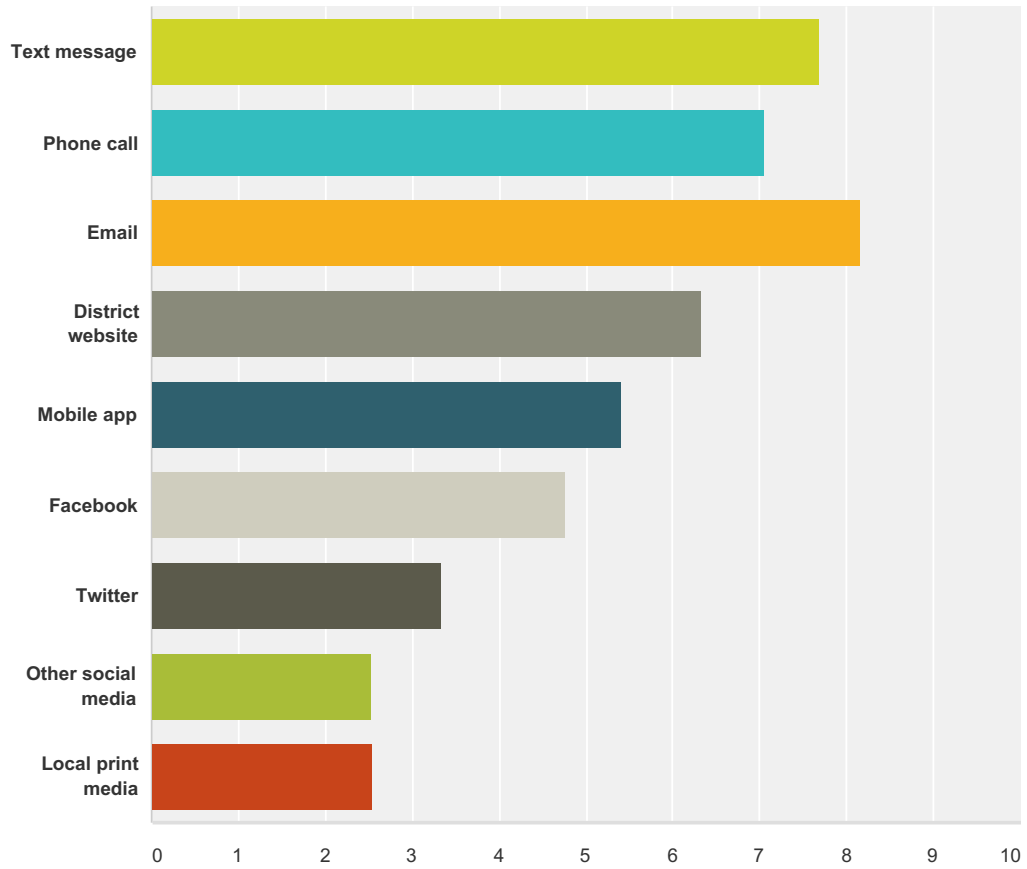
Answered: 136 Skipped: 10



Answer Choices	Responses	
Very satisfied	60.29%	82
Somewhat satisfied	31.62%	43
Indifferent	1.47%	2
Somewhat dissatisfied	4.41%	6
Very dissatisfied	2.21%	3
Total		136

Q11 What are your preferred methods of communication for receiving information from the District? Please select your most likely sources.

Answered: 135 Skipped: 11



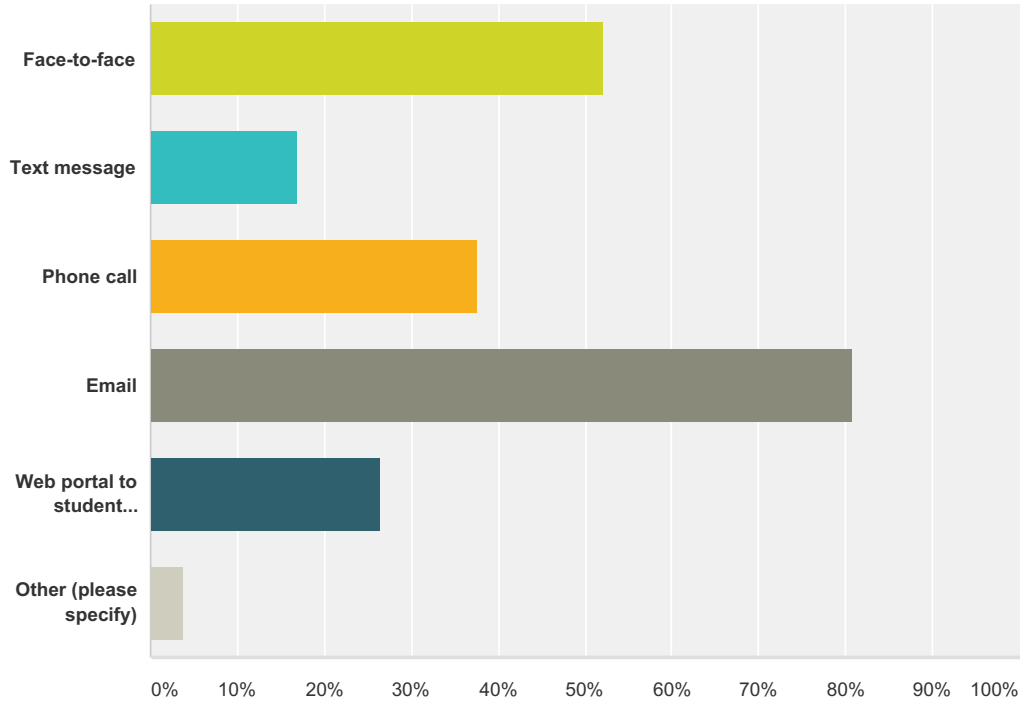
	1	2	3	4	5	6	7	8	9	Total	Score
Text message	28.87% 28	40.21% 39	20.62% 20	4.12% 4	2.06% 2	0.00% 0	0.00% 0	4.12% 4	0.00% 0	97	7.69
Phone call	8.16% 8	34.69% 34	34.69% 34	11.22% 11	5.10% 5	2.04% 2	2.04% 2	2.04% 2	0.00% 0	98	7.05
Email	68.99% 89	14.73% 19	10.08% 13	0.00% 0	0.00% 0	0.00% 0	0.00% 0	0.78% 1	5.43% 7	129	8.16
District website	1.30% 1	22.08% 17	22.08% 17	33.77% 26	10.39% 8	6.49% 5	2.60% 2	0.00% 0	1.30% 1	77	6.32
Mobile app	0.00% 0	7.14% 3	19.05% 8	16.67% 7	38.10% 16	9.52% 4	4.76% 2	2.38% 1	2.38% 1	42	5.40
Facebook	0.00% 0	4.76% 2	9.52% 4	21.43% 9	11.90% 5	42.86% 18	0.00% 0	2.38% 1	7.14% 3	42	4.76
Twitter	2.94% 1	5.88% 2	0.00% 0	5.88% 2	5.88% 2	8.82% 3	38.24% 13	14.71% 5	17.65% 6	34	3.35

Center Cass School District 66 Parent Survey 2016-17

Other social media	0.00% 0	0.00% 0	6.90% 2	0.00% 0	3.45% 1	3.45% 1	20.69% 6	44.83% 13	20.69% 6	29	2.52
Local print media	0.00% 0	3.03% 1	0.00% 0	6.06% 2	6.06% 2	6.06% 2	21.21% 7	18.18% 6	39.39% 13	33	2.55

Q12 How do you prefer that teachers and administrators communicate educational updates on your child's performance (e.g. attendance, grades, etc.)?

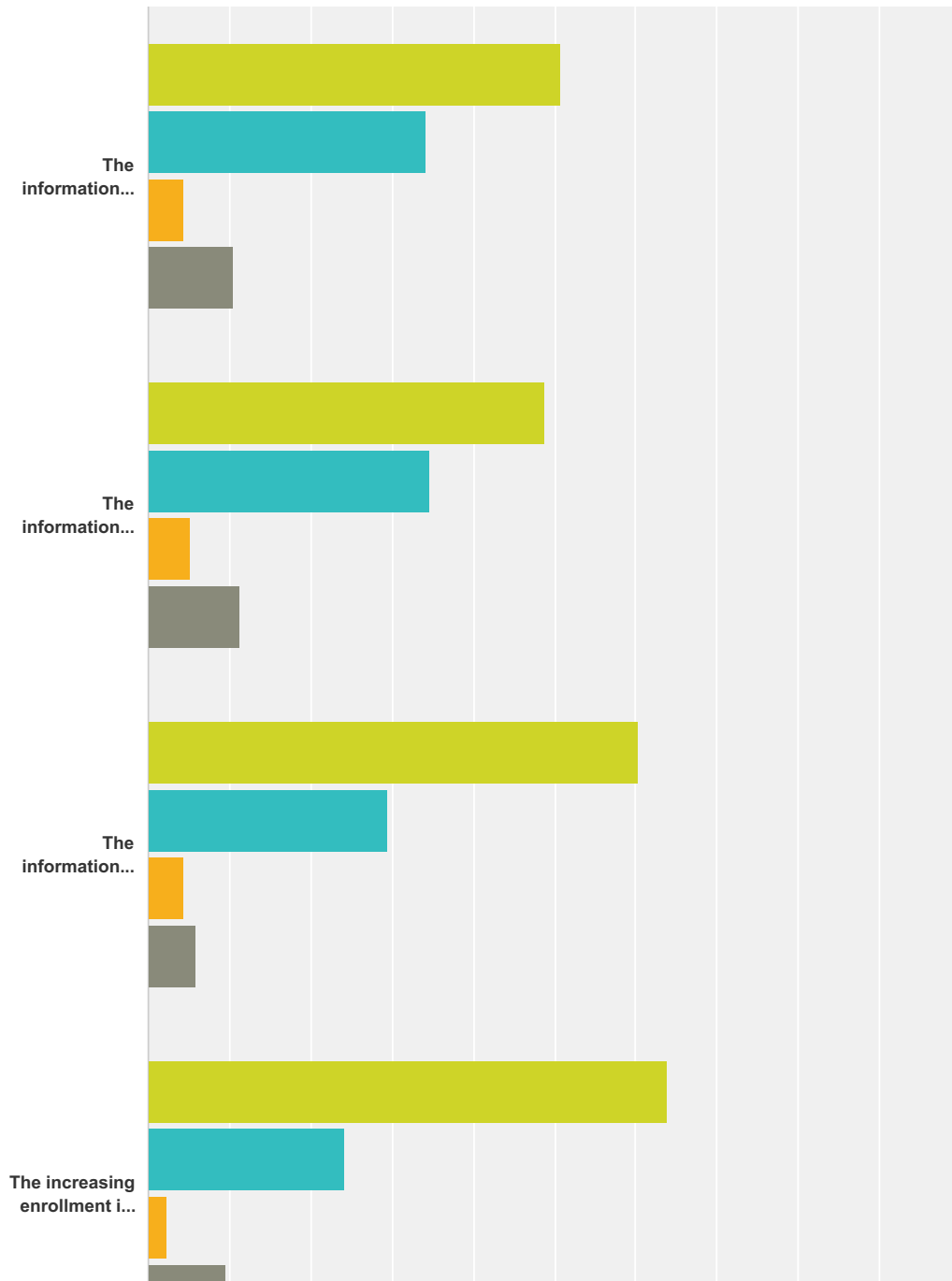
Answered: 136 Skipped: 10



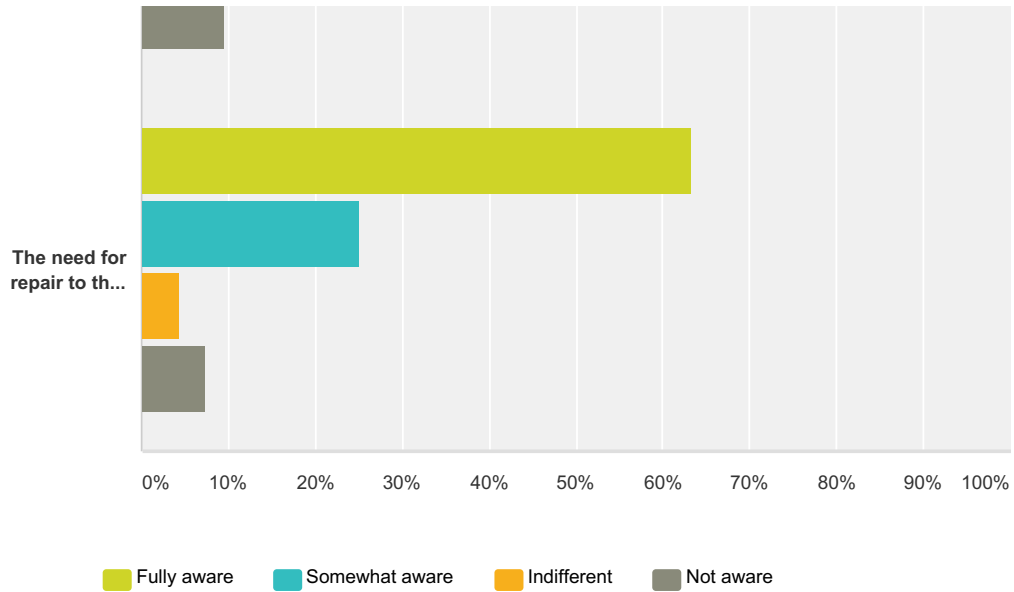
Answer Choices	Responses
Face-to-face	52.21% 71
Text message	16.91% 23
Phone call	37.50% 51
Email	80.88% 110
Web portal to student information	26.47% 36
Other (please specify)	3.68% 5
Total Respondents: 136	

Q13 The District has completed a Master Facilities Planning process over the past year and is considering a building bond referendum on April 4, 2017 to repair, renovate, and expand Elizabeth Ide School and Lakeview Jr. High, as well as to increase security at all three schools. Please indicate the level of your awareness.

Answered: 136 Skipped: 10



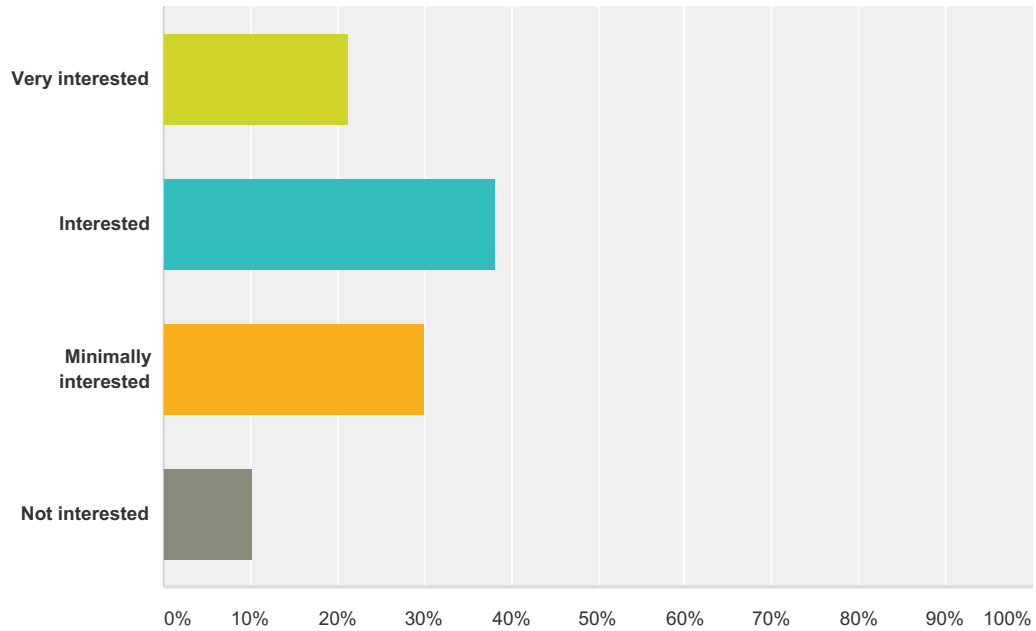
Center Cass School District 66 Parent Survey 2016-17



	Fully aware	Somewhat aware	Indifferent	Not aware	Total
The information provided at the Community Engagement event on Sept. 20, 2016.	50.75% 68	34.33% 46	4.48% 6	10.45% 14	134
The information provided at the Community Engagement event on Oct. 24, 2016.	48.87% 65	34.59% 46	5.26% 7	11.28% 15	133
The information related to the Master Facilities Plan provided on the District website.	60.29% 82	29.41% 40	4.41% 6	5.88% 8	136
The increasing enrollment in District 66 due to the addition of multiple subdivisions.	63.97% 87	24.26% 33	2.21% 3	9.56% 13	136
The need for repair to the roof, HVAC, and infrastructure at Elizabeth Ide School.	63.24% 86	25.00% 34	4.41% 6	7.35% 10	136

Q14 I would be interested in attending any future event that would factually describe the need for repairs and renovation to our schools.

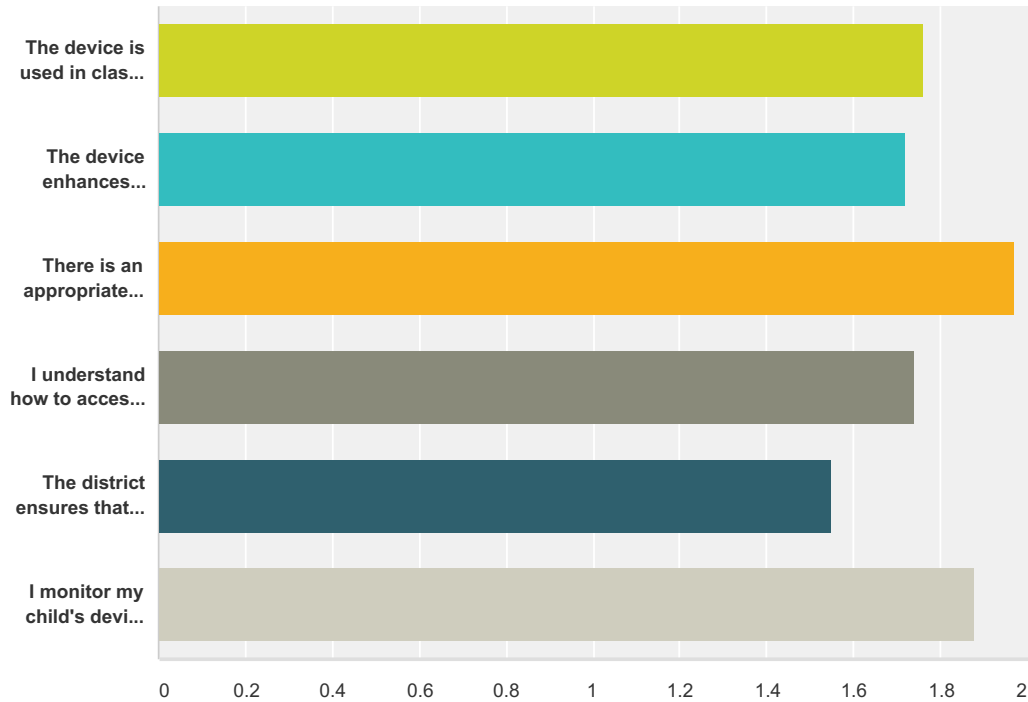
Answered: 136 Skipped: 10



Answer Choices	Responses
Very interested	21.32% 29
Interested	38.24% 52
Minimally interested	30.15% 41
Not interested	10.29% 14
Total	136

Q15 Over the past three years the District has provided devices (iPad mini or Chromebook) for each student to support the learning process. Please indicate your satisfaction with the increased use of technology to promote learning.

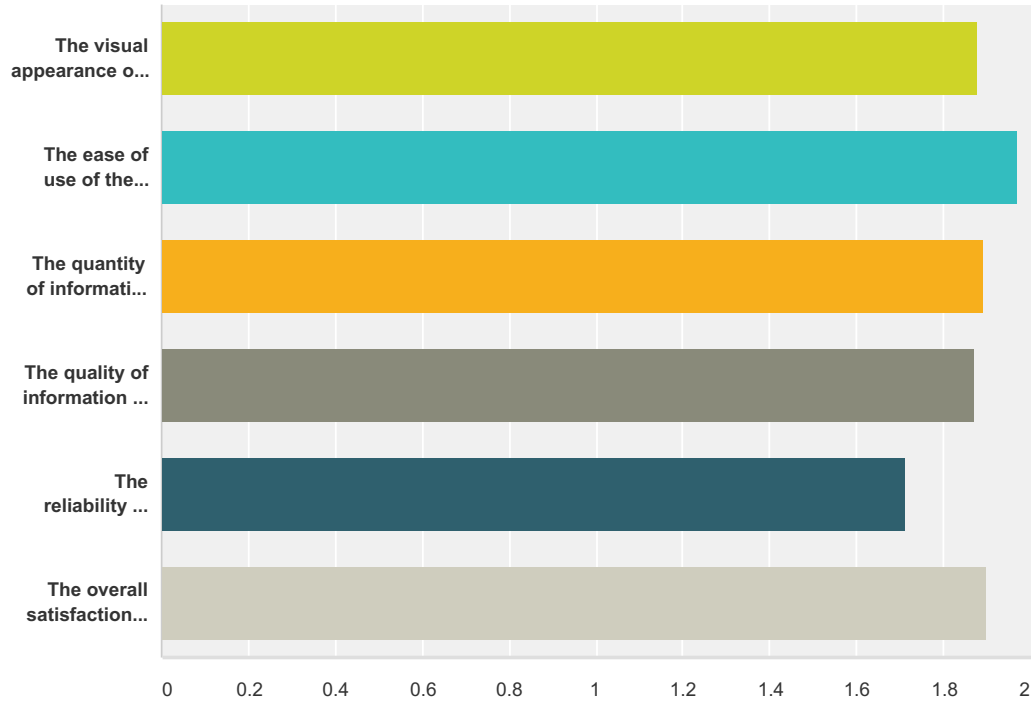
Answered: 136 Skipped: 10



	Strongly agree	Agree	Disagree	Strongly disagree	Unsure	Total	Weighted Average
The device is used in class to provide a more personalized learning experience.	42.65% 58	39.71% 54	10.29% 14	4.41% 6	2.94% 4	136	1.76
The device enhances learning opportunities for my child.	43.38% 59	40.44% 55	7.35% 10	4.41% 6	4.41% 6	136	1.72
There is an appropriate balance between use of devices and handwriting or reading books.	34.07% 46	37.78% 51	13.33% 18	8.89% 12	5.93% 8	135	1.97
I understand how to access and use my child's device.	38.97% 53	47.06% 64	8.09% 11	2.94% 4	2.94% 4	136	1.74
The district ensures that effective safeguards are in place to protect students from accessing inappropriate websites.	48.53% 66	42.65% 58	3.68% 5	0.74% 1	4.41% 6	136	1.55
I monitor my child's device to ensure it contains only age-appropriate content is available.	31.11% 42	52.59% 71	10.37% 14	4.44% 6	1.48% 2	135	1.88

Q16 Please indicate your satisfaction with the District website (located at www.ccsd66.org).

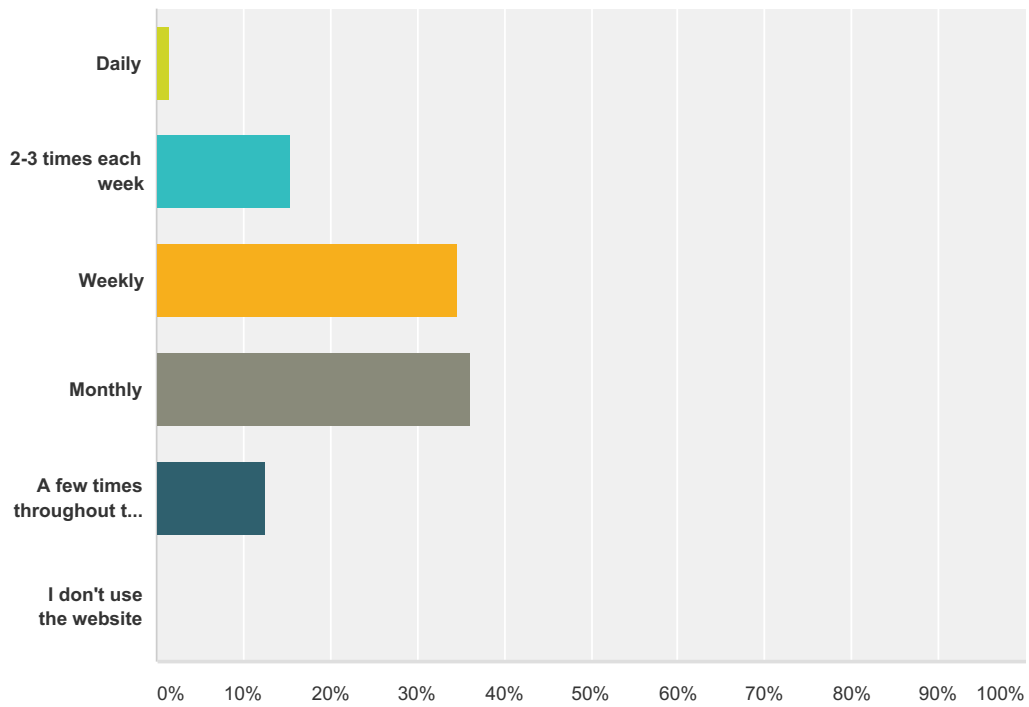
Answered: 135 Skipped: 11



	Very satisfied	Satisfied	Dissatisfied	Very dissatisfied	Total	Weighted Average
The visual appearance of the website (look and feel)	30.37% 41	54.81% 74	11.11% 15	3.70% 5	135	1.88
The ease of use of the website	26.12% 35	54.48% 73	15.67% 21	3.73% 5	134	1.97
The quantity of information on the website	28.15% 38	55.56% 75	15.56% 21	0.74% 1	135	1.89
The quality of information on the website	28.89% 39	57.04% 77	12.59% 17	1.48% 2	135	1.87
The reliability of the website	34.81% 47	60.00% 81	4.44% 6	0.74% 1	135	1.71
The overall satisfaction with the current website	27.82% 37	57.14% 76	12.03% 16	3.01% 4	133	1.90

Q17 How often do you visit the District website?

Answered: 136 Skipped: 10



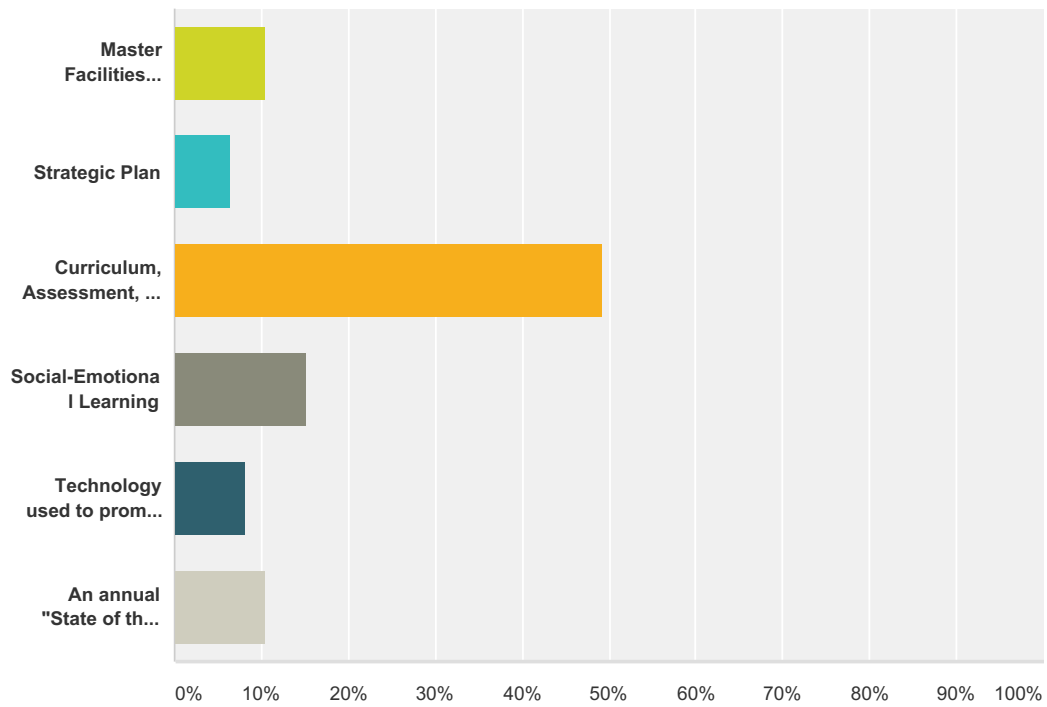
Answer Choices	Responses
Daily	1.47% 2
2-3 times each week	15.44% 21
Weekly	34.56% 47
Monthly	36.03% 49
A few times throughout the school year	12.50% 17
I don't use the website	0.00% 0
Total	136

Q18 Please share any improvements you would like to see to the District website.

Answered: 35 Skipped: 111

Q19 What topics you would like to learn more about over the next twelve months?

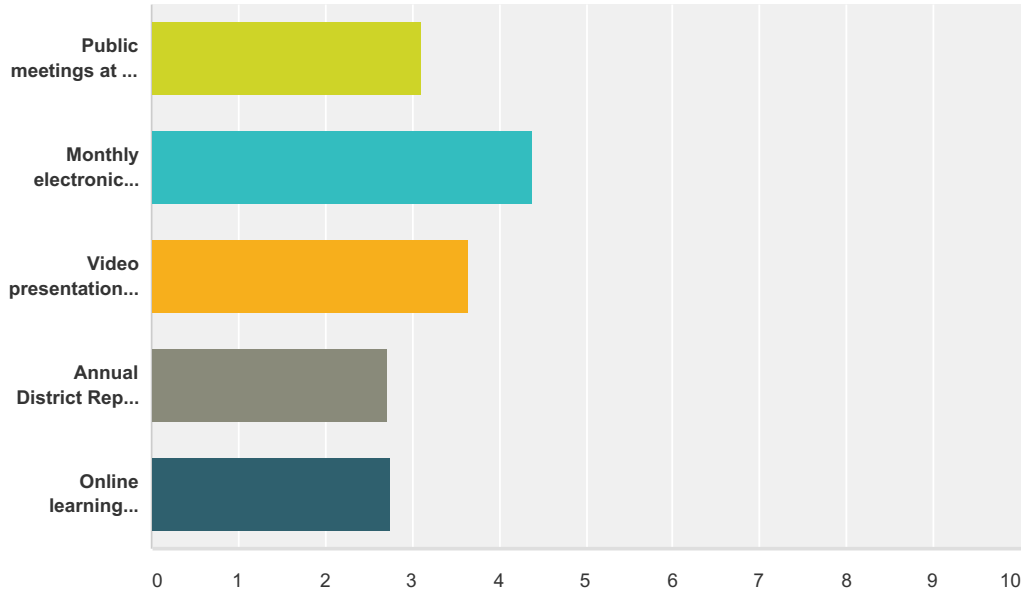
Answered: 124 Skipped: 22



Answer Choices	Responses
Master Facilities Plan/Referendum Information	10.48% 13
Strategic Plan	6.45% 8
Curriculum, Assessment, and Instructional Practices	49.19% 61
Social-Emotional Learning	15.32% 19
Technology used to promote learning	8.06% 10
An annual "State of the District"	10.48% 13
Total	124

Q20 Please indicate your preferred methods for receiving more information about the topics referenced in the previous question.

Answered: 125 Skipped: 21



	1	2	3	4	5	Total	Score
Public meetings at one of the schools	21.88% 14	18.75% 12	26.56% 17	14.06% 9	18.75% 12	64	3.11
Monthly electronic newsletter	67.59% 73	18.52% 20	3.70% 4	4.63% 5	5.56% 6	108	4.38
Video presentations created by district staff about the given topic	22.73% 15	43.94% 29	15.15% 10	12.12% 8	6.06% 4	66	3.65
Annual District Report mailed to your home	4.92% 3	32.79% 20	18.03% 11	18.03% 11	26.23% 16	61	2.72
Online learning opportunities	15.25% 9	13.56% 8	25.42% 15	22.03% 13	23.73% 14	59	2.75

**Q21 Please identify the things you see as
the strengths of Center Cass School District
66.**

Answered: 85 Skipped: 61

Q22 Please identify any opportunities for improvement you would like to see for Center Cass School District 66.

Answered: 63 Skipped: 83