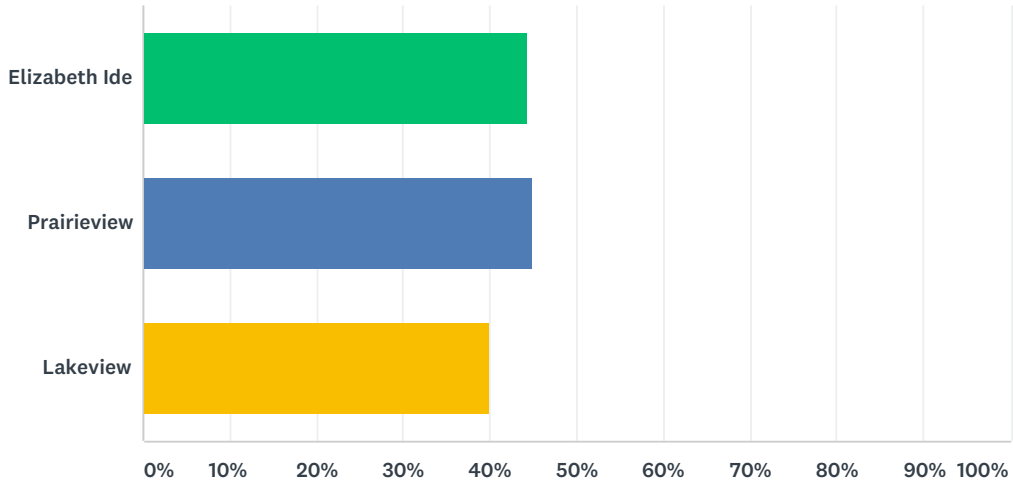


Q1 Please tell us what school(s) you child(ren) currently attends.

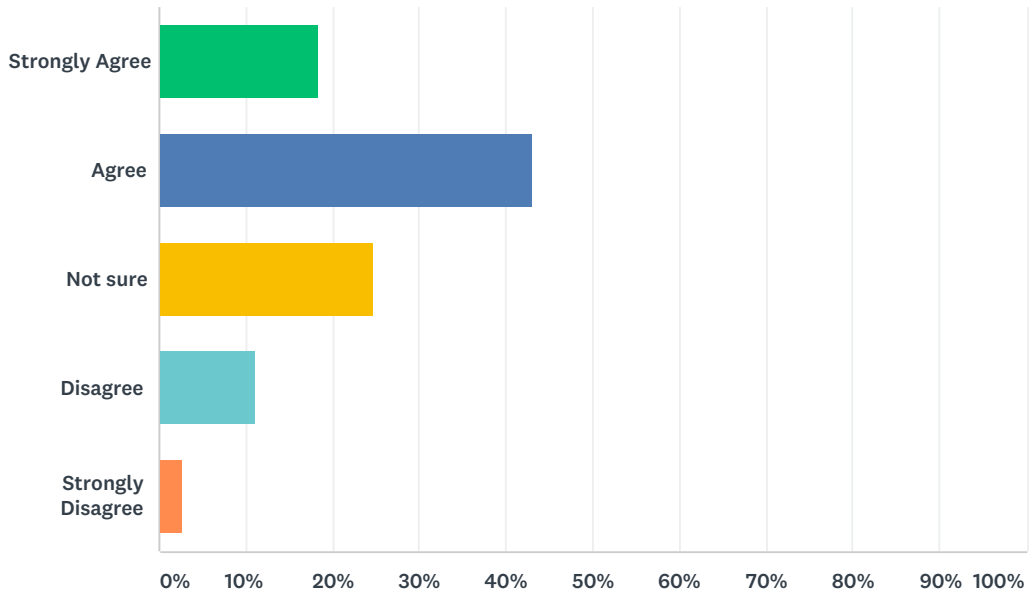
Answered: 140 Skipped: 0



ANSWER CHOICES	RESPONSES	
Elizabeth Ide	44.29%	62
Prairieview	45.00%	63
Lakeview	40.00%	56
Total Respondents: 140		

Q2 I have a clear understanding of what my child is to know and be able to do for each unit of instruction (learning targets).

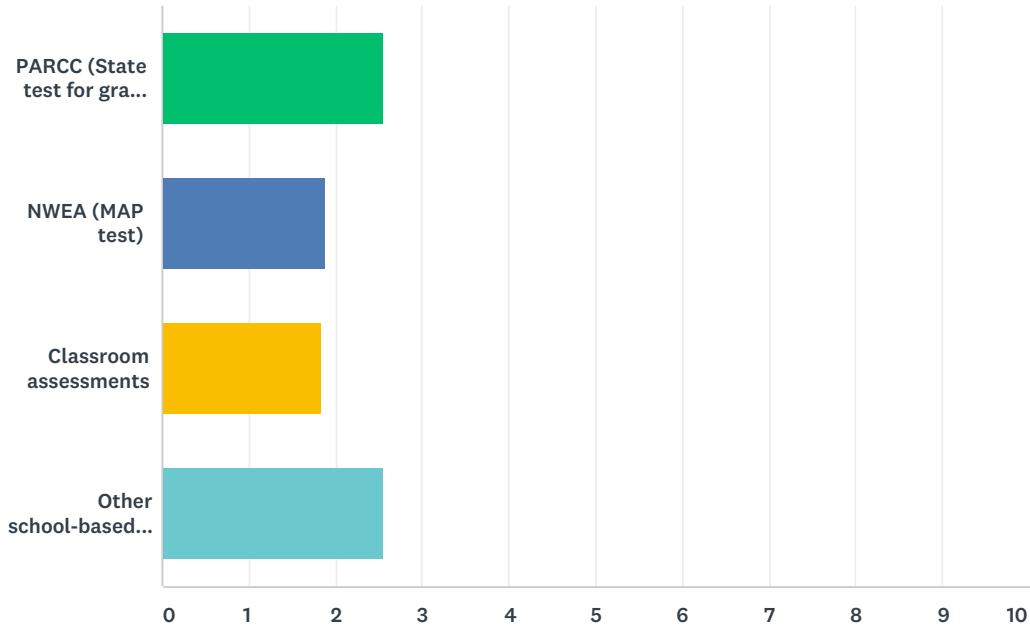
Answered: 109 Skipped: 31



ANSWER CHOICES	RESPONSES	
Strongly Agree	18.35%	20
Agree	43.12%	47
Not sure	24.77%	27
Disagree	11.01%	12
Strongly Disagree	2.75%	3
TOTAL		109

Q3 With respect to assessments given at the district, school, and classroom levels, which assessments are most informative for you as a parent?

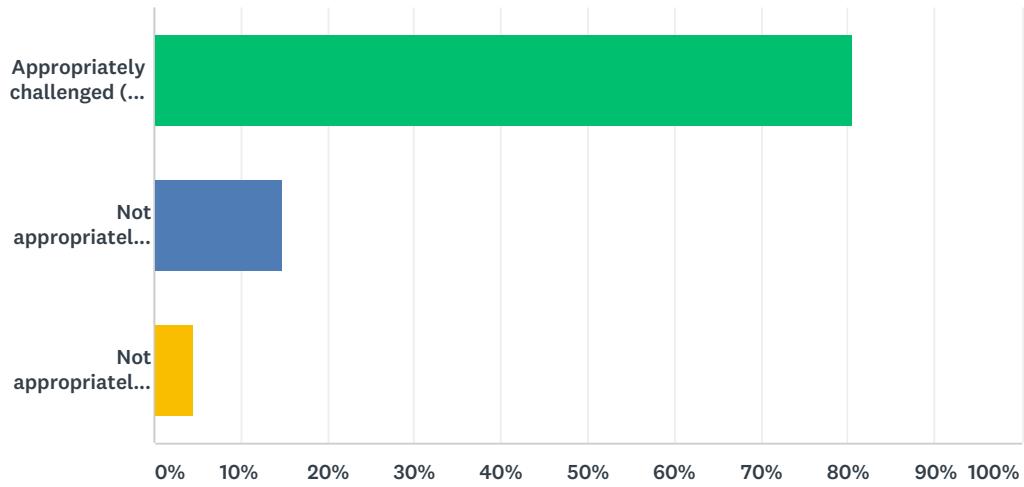
Answered: 109 Skipped: 31



	HIGHLY INFORMATIVE	INFORMATIVE	NOT INFORMATIVE	I'M NOT AWARE OF THIS	N/A	TOTAL	WEIGHTED AVERAGE
PARCC (State test for grades 3-8)	3.92% 4	32.35% 33	36.27% 37	5.88% 6	21.57% 22	102	2.56
NWEA (MAP test)	23.36% 25	61.68% 66	12.15% 13	0.00% 0	2.80% 3	107	1.88
Classroom assessments	38.89% 42	46.30% 50	4.63% 5	9.26% 10	0.93% 1	108	1.84
Other school-based assessments	14.00% 14	33.00% 33	7.00% 7	26.00% 26	20.00% 20	100	2.56

Q4 How challenged is your child at school?

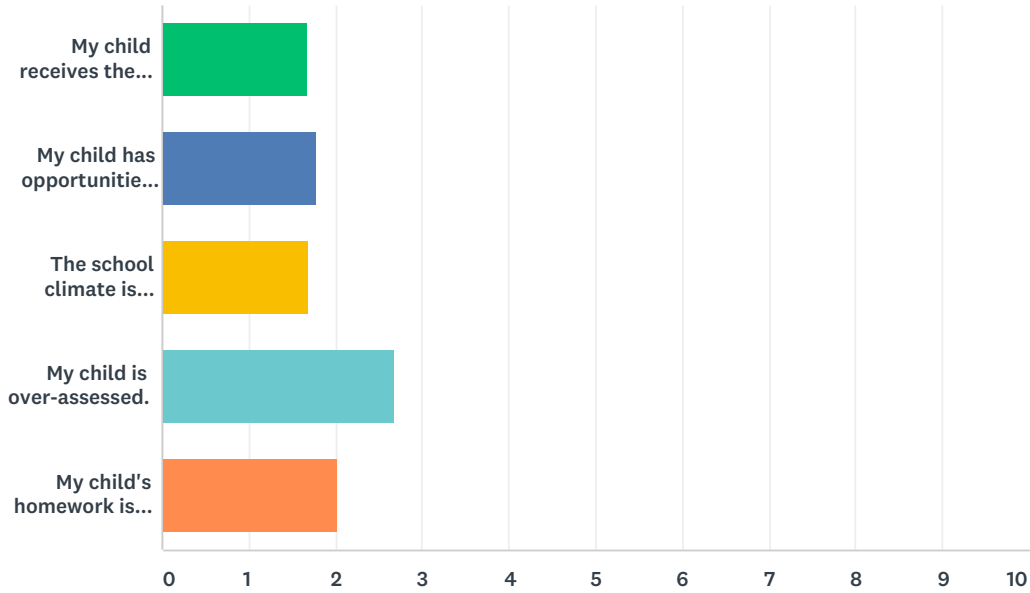
Answered: 108 Skipped: 32



ANSWER CHOICES	RESPONSES	
Appropriately challenged (has the appropriate amount of rigor on a regular basis)	80.56%	87
Not appropriately challenged (classwork is "too easy" on a regular basis)	14.81%	16
Not appropriately challenged (classwork is "too difficult" on a regular basis)	4.63%	5
TOTAL		108

Q5 Please indicate your level of satisfaction with the following:

Answered: 109 Skipped: 31



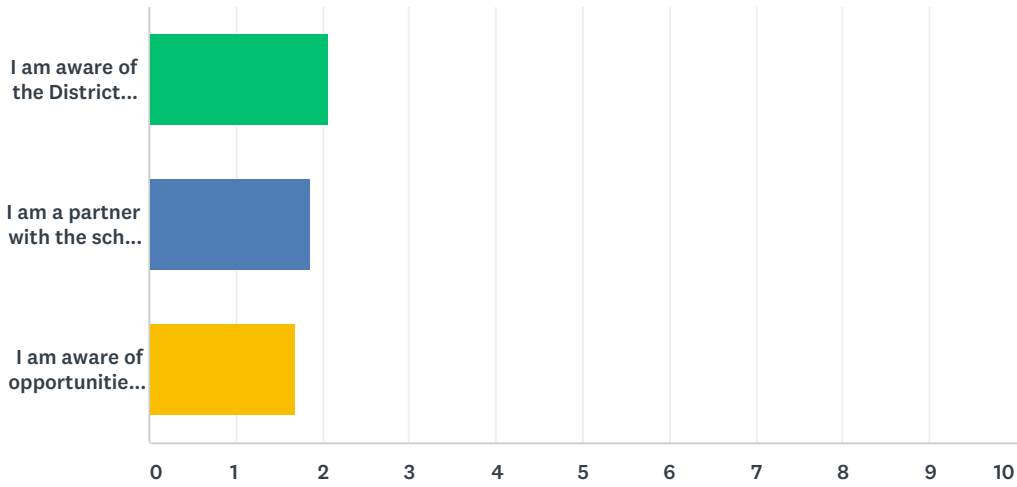
	STRONGLY AGREE	AGREE	DISAGREE	STRONGLY DISAGREE	UNSURE	TOTAL	WEIGHTED AVERAGE
My child receives the appropriate learning supports at school.	37.04% 40	54.63% 59	2.78% 3	1.85% 2	3.70% 4	108	1.68
My child has opportunities for enrichment at school.	33.03% 36	48.62% 53	5.50% 6	3.67% 4	9.17% 10	109	1.78
The school climate is conducive to learning.	37.04% 40	53.70% 58	3.70% 4	1.85% 2	3.70% 4	108	1.69
My child is over-assessed.	5.50% 6	21.10% 23	52.29% 57	4.59% 5	16.51% 18	109	2.67
My child's homework is meaningful.	16.67% 18	62.96% 68	9.26% 10	4.63% 5	6.48% 7	108	2.02

Q6 What is the most significant way District 66 can improve with respect to our focus on learning?

Answered: 46 Skipped: 94

Q7 Please indicate your level of satisfaction related to your participation in the learning process.

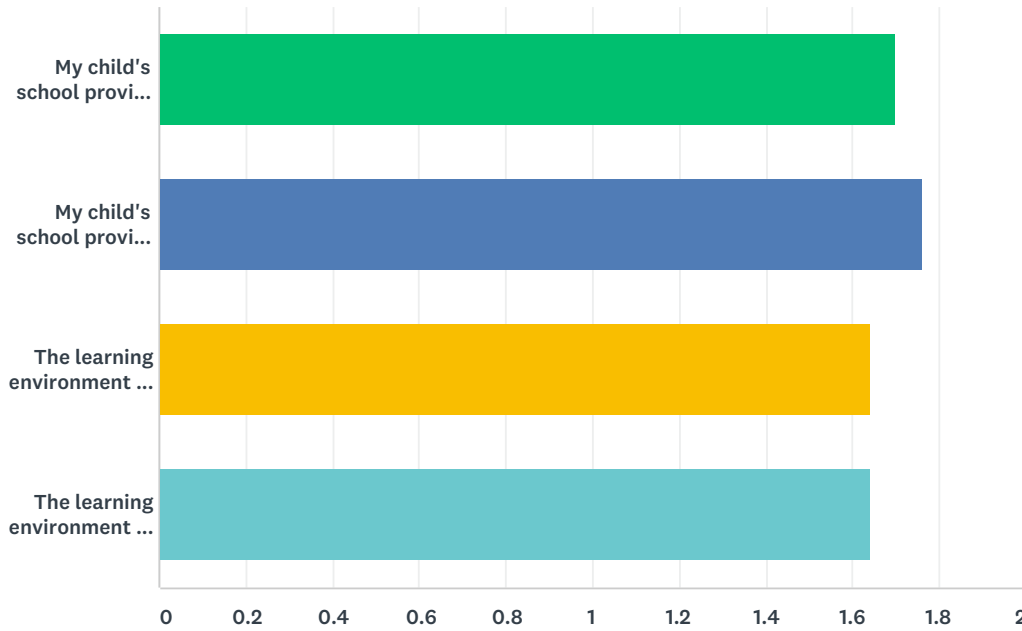
Answered: 105 Skipped: 35



	STRONGLY AGREE	AGREE	DISAGREE	STRONGLY DISAGREE	TOTAL	WEIGHTED AVERAGE
I am aware of the District Strategic Plan and the five goal areas.	23.81% 25	48.57% 51	24.76% 26	2.86% 3	105	2.07
I am a partner with the school in the learning process.	31.07% 32	52.43% 54	15.53% 16	0.97% 1	103	1.86
I am aware of opportunities to be involved in the learning process (e.g. District Leadership Team, PTO, TEAM 66, Boosters, and other school or district-level activities)	42.72% 44	45.63% 47	10.68% 11	0.97% 1	103	1.70

Q8 Please indicate your level of satisfaction with respect to creating a safe learning environment.

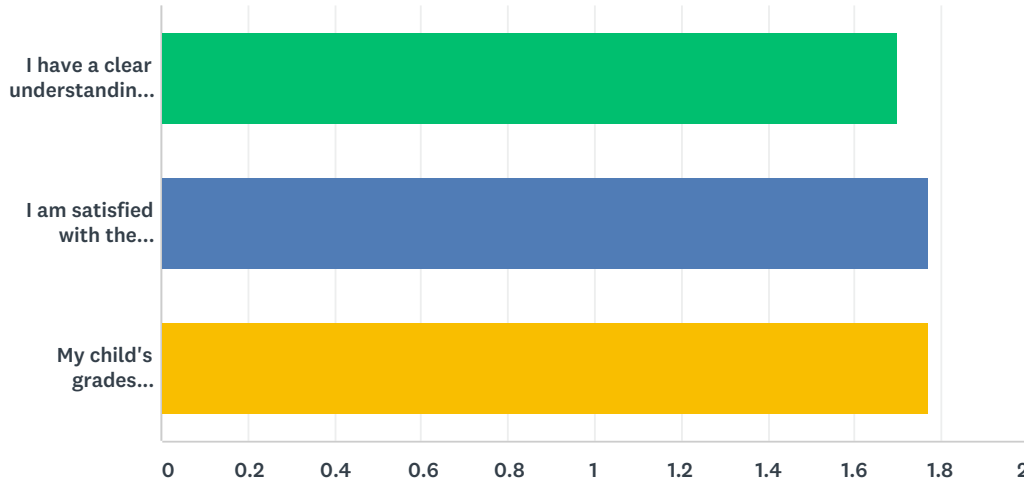
Answered: 105 Skipped: 35



	ALWAYS OR CONSISTENTLY	TYPICALLY, YES	SOMETIMES YES AND SOMETIMES NO	NOT OFTEN ENOUGH OR INCONSISTENTLY	TOTAL	WEIGHTED AVERAGE
My child's school provides a physically safe learning environment.	44.76% 47	40.95% 43	13.33% 14	0.95% 1	105	1.70
My child's school provides an emotionally safe learning environment.	44.76% 47	37.14% 39	15.24% 16	2.86% 3	105	1.76
The learning environment at my child's school is respectful.	55.24% 58	29.52% 31	11.43% 12	3.81% 4	105	1.64
The learning environment at my child's school is student-centered.	53.85% 56	33.65% 35	6.73% 7	5.77% 6	104	1.64

Q9 Please provide your feedback on your child's performance.

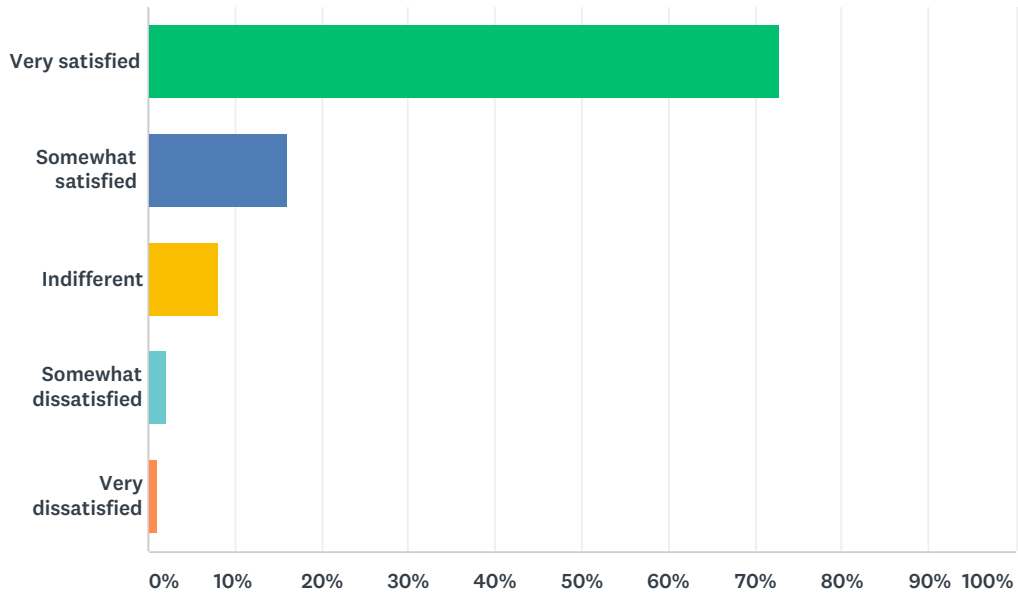
Answered: 103 Skipped: 37



	STRONGLY AGREE	AGREE	DISAGREE	STRONGLY DISAGREE	N/A	TOTAL	WEIGHTED AVERAGE
I have a clear understanding about how my child is progressing.	41.75% 43	47.57% 49	7.77% 8	1.94% 2	0.97% 1	103	1.70
I am satisfied with the information I receive about my child's progress.	37.86% 39	47.57% 49	11.65% 12	1.94% 2	0.97% 1	103	1.77
My child's grades accurately represent what my child knows and has learned.	32.04% 33	52.43% 54	6.80% 7	1.94% 2	6.80% 7	103	1.77

Q10 How satisfied are you with the level of communication you receive from the District Office?

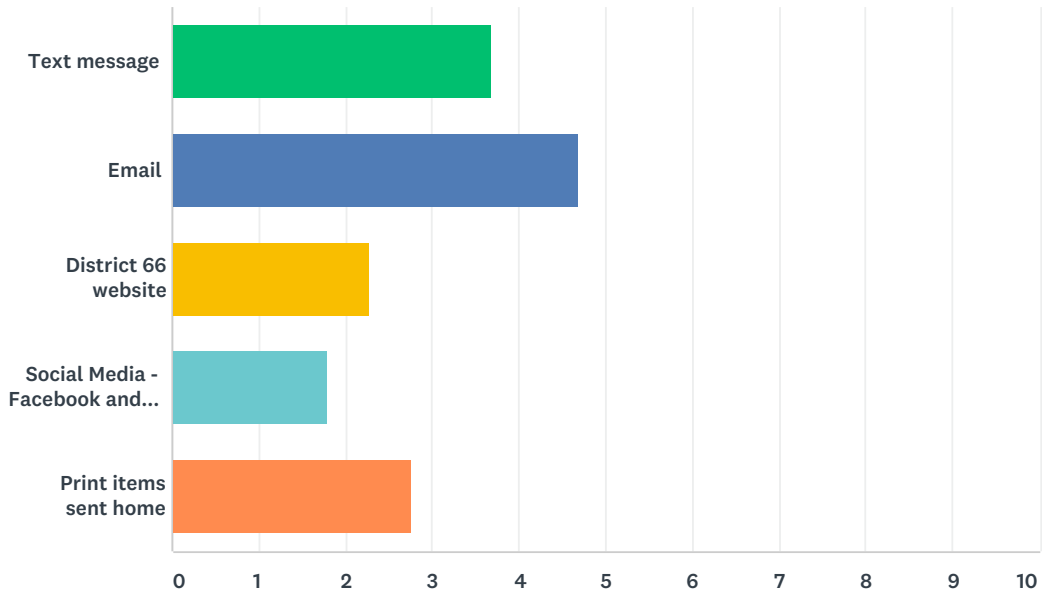
Answered: 99 Skipped: 41



ANSWER CHOICES	RESPONSES	
Very satisfied	72.73%	72
Somewhat satisfied	16.16%	16
Indifferent	8.08%	8
Somewhat dissatisfied	2.02%	2
Very dissatisfied	1.01%	1
TOTAL		99

Q11 Please indicate your preferred method(s) of communication for receiving information from District 66.

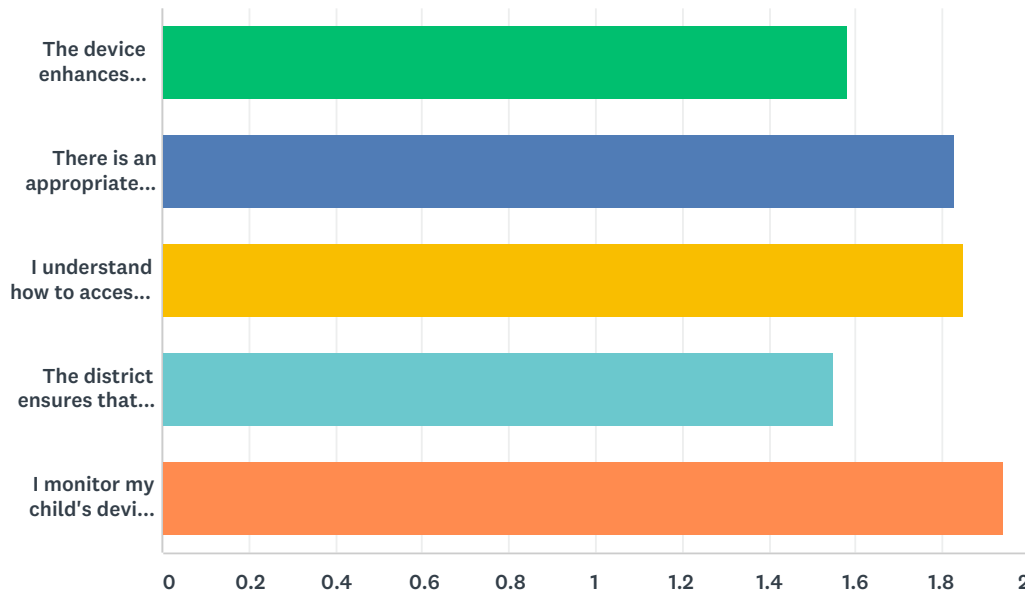
Answered: 98 Skipped: 42



	1	2	3	4	5	TOTAL	SCORE
Text message	21.43% 18	40.48% 34	26.19% 22	9.52% 8	2.38% 2	84	3.69
Email	75.53% 71	20.21% 19	2.13% 2	1.06% 1	1.06% 1	94	4.68
District 66 website	0.00% 0	10.26% 8	29.49% 23	38.46% 30	21.79% 17	78	2.28
Social Media - Facebook and Twitter	1.30% 1	6.49% 5	12.99% 10	28.57% 22	50.65% 39	77	1.79
Print items sent home	5.95% 5	25.00% 21	29.76% 25	17.86% 15	21.43% 18	84	2.76

Q12 Over the past four years District 66 has provided devices (iPad mini or Chromebook) for students to support the learning process. Please indicate your satisfaction with the increased use of technology to promote learning.

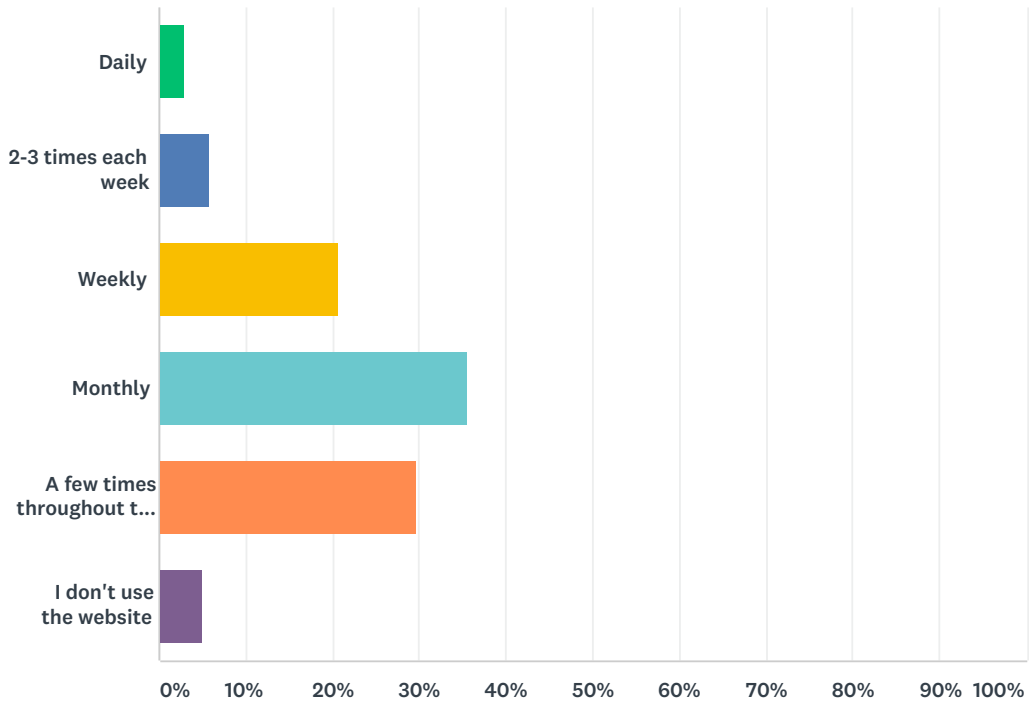
Answered: 101 Skipped: 39



	STRONGLY AGREE	AGREE	DISAGREE	STRONGLY DISAGREE	UNSURE	TOTAL	WEIGHTED AVERAGE
The device enhances learning opportunities for my child.	47.52% 48	41.58% 42	1.98% 2	2.97% 3	5.94% 6	101	1.58
There is an appropriate balance between use of devices and handwriting or reading books.	36.63% 37	39.60% 40	14.85% 15	2.97% 3	5.94% 6	101	1.83
I understand how to access and use my child's device.	33.66% 34	45.54% 46	14.85% 15	1.98% 2	3.96% 4	101	1.85
The district ensures that effective safeguards are in place to protect students from accessing inappropriate websites.	39.60% 40	47.52% 48	0.00% 0	0.00% 0	12.87% 13	101	1.55
I monitor my child's device to ensure it contains only age-appropriate content is available.	27.72% 28	50.50% 51	13.86% 14	3.96% 4	3.96% 4	101	1.94

Q13 How often do you visit the District website?

Answered: 101 Skipped: 39



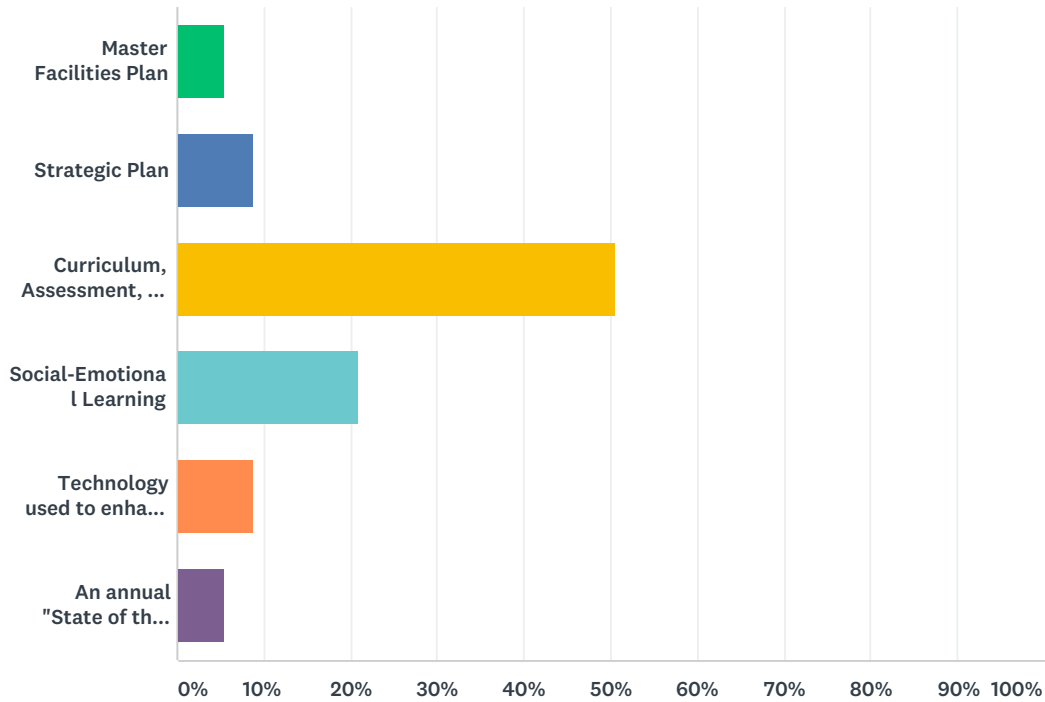
ANSWER CHOICES	RESPONSES	
Daily	2.97%	3
2-3 times each week	5.94%	6
Weekly	20.79%	21
Monthly	35.64%	36
A few times throughout the school year	29.70%	30
I don't use the website	4.95%	5
TOTAL		101

Q14 Please share any improvements you would like to see to the District website.

Answered: 22 Skipped: 118

Q15 What topics you would like to learn more about over the next twelve months?

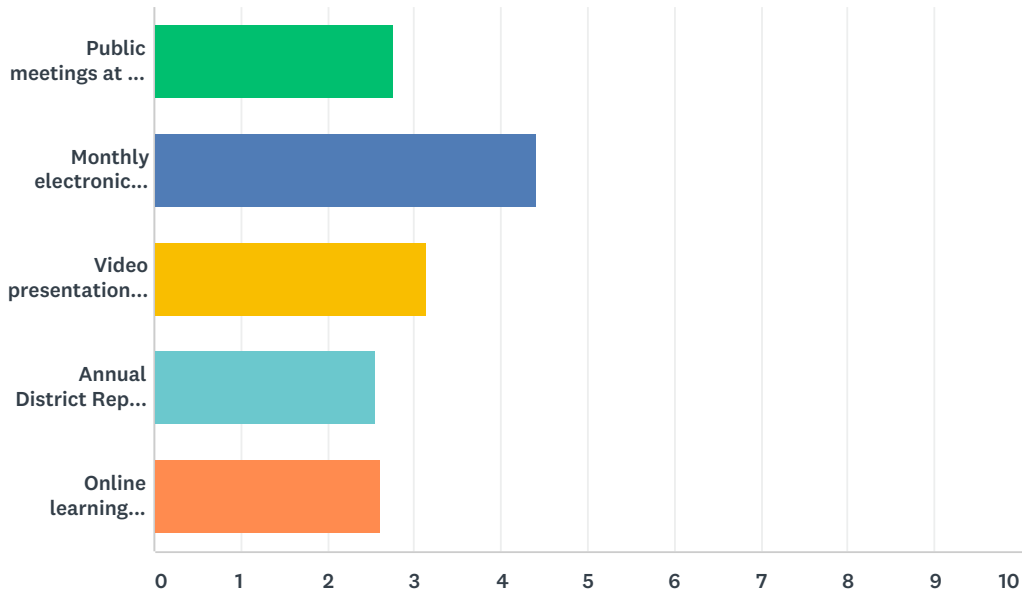
Answered: 91 Skipped: 49



ANSWER CHOICES	RESPONSES	
Master Facilities Plan	5.49%	5
Strategic Plan	8.79%	8
Curriculum, Assessment, and Instructional Practices	50.55%	46
Social-Emotional Learning	20.88%	19
Technology used to enhance learning	8.79%	8
An annual "State of the District" report	5.49%	5
TOTAL		91

Q16 Please indicate your preferred methods for receiving more information about the topics referenced in the previous question.

Answered: 98 Skipped: 42



	1	2	3	4	5	TOTAL	SCORE
Public meetings at one of the schools	14.29% 11	22.08% 17	20.78% 16	11.69% 9	31.17% 24	77	2.77
Monthly electronic newsletter	66.30% 61	17.39% 16	9.78% 9	5.43% 5	1.09% 1	92	4.42
Video presentations created by district staff about the given topic	15.38% 12	16.67% 13	39.74% 31	23.08% 18	5.13% 4	78	3.14
Annual District Report mailed to your home	8.22% 6	19.18% 14	16.44% 12	31.51% 23	24.66% 18	73	2.55
Online learning opportunities	7.41% 6	29.63% 24	11.11% 9	20.99% 17	30.86% 25	81	2.62

Q17 Please identify the strengths of Center Cass School District 66.

Answered: 60 Skipped: 80

Q18 Please identify any opportunities for improvement you would like to see for Center Cass School District 66.

Answered: 37 Skipped: 103